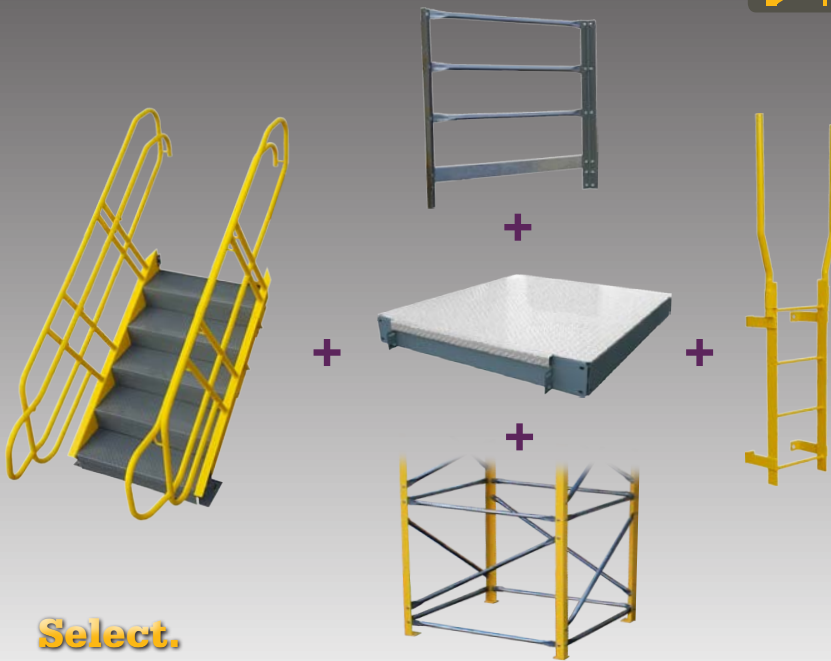




**ELEVATE
YOUR
STANDARDS[®]**




Modular Access System



**Select.
Connect.
Create.**

Wildeck's versatile LadderLink™ modular access system gives you full control of the level of access in your facility. With five pre-engineered steel components to choose from, there are virtually endless configurations of work platforms, crossovers, and stair systems that can be assembled to resolve your access constraints.

- ▶ Thousands of configurations available
- ▶ Cost-effective steel fabrication
- ▶ Condensed packaging for shipping
- ▶ Easy to install, disassemble, and reconfigure



The LadderLink™ allows users to easily create a customized access solution for distribution centers, warehouses, manufacturing operations, and more. It is a highly adaptable access solution that can be reconfigured in response to facility changes and growth.

ACCESS


LADDERLINK™

LADDERLINK™ BENEFITS:

The LadderLink puts you in the front seat of the product design process. Just specify your requirements from the components below, as well as the vertical and horizontal clearances needed, and we will work together to create a platform or crossover that resolves your access constraints.

- ▶ Easily reconfigures for your growth needs, saving you time and money
- ▶ Made in the USA out of strong, quality steel

1



PLATFORM DECK:

- ▶ Standard Dimensions: 48" L x 48" W (single), 48" L x 98" W (double)
- ▶ Custom widths and lengths available for your application
- ▶ Diamond plate decking is standard; safety grating deck options available

2



TOWER/SUPPORT:

- ▶ Specify your desired deck height up to 120" H
- ▶ Easy to install and dismantle

3



GUARD RAIL:

- ▶ Continuous guard rail and kick plate span across length/width of all platform deck units
- ▶ Triple rail (standard) complies with OSHA, Cal-OSHA, and IBC
- ▶ Easily bolts onto posts of tower/support units

4



STAIRS:

- ▶ Designed to your specified platform deck height, in tread widths of 36", 42", or 48"
- ▶ Choose between OSHA and IBC code-compliant stair options
- ▶ **OSHA Stairs:** Ideal for industrial stairway applications; 10" deep treads; angle of climb between 37° - 42°
- ▶ **IBC Stairs:** Complies with the International Building Code; 12" deep treads; angle of climb between 27° - 33°
- ▶ All stairs are shipped knocked-down for reduced shipping costs and quick onsite assembly

5



ACCESS LADDERS:

- ▶ Choose between vertical and ships ladders
- ▶ **Vertical Ladders¹:** 3/8" x 2-1/2" flat bar side rails; 3/4" dia. round rungs; standard 18" wide rungs on 12" centers
- ▶ **Ships Ladders²:** 65° angle of climb; 1-1/2" dia. steel tube; 12" rise per step; 24" wide diamond plate step standard



GUARDS
MEZZANINES
LIFTS
ACCESS

P.O. Box 89 • 405 Commerce Street
Waukesha, WI USA 53186
262-549-4000 • 800-325-6939
info@wildeck.com
www.wildeck.com/ladderlink